




UNiselect Test Instructions

Candidate manual

2024



GETTING READY FOR THE TEST

UNiselect is a test of literacy and/or numeracy skills.

Please follow the information provided in this manual to sit the test.

1. Turn the computer on and open a web browser (Google Chrome, Firefox or Safari) on your computer.
2. You are allowed blank paper for your rough work.
3. As you are sitting a test, you cannot ask for help from anyone.
4. Each test (Maths or English) is 30 minutes long.
5. Organise a clock or watch to time yourself.
6. Write the following on a piece of paper:

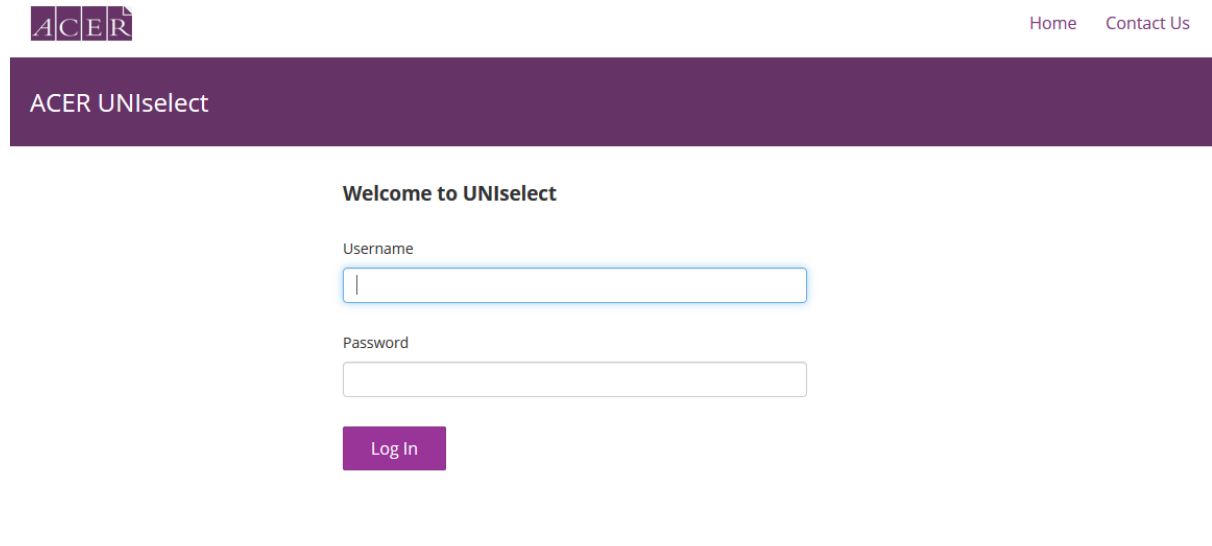
Maths/English Test

Start time: _____

Finish time: _____ (start time + 30mins)

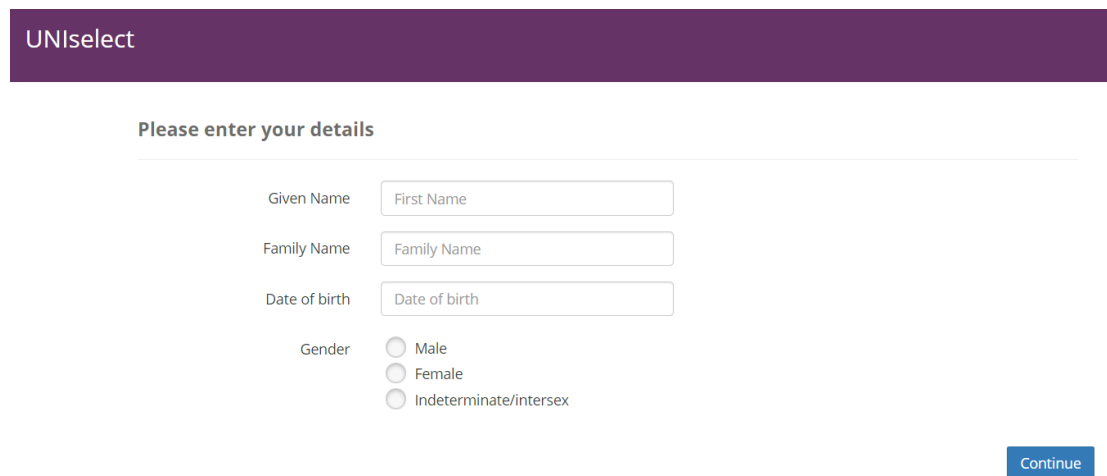
GETTING STARTED

1. Go to <https://uniselectreg.acer.org/>. You will see the following page.



The screenshot shows the ACER UNiselect login page. At the top left is the ACER logo, and at the top right are links for 'Home' and 'Contact Us'. Below this is a dark purple header with the text 'ACER UNiselect'. The main content area is white and features the heading 'Welcome to UNiselect'. Underneath, there are two input fields: 'Username' and 'Password'. Below the password field is a purple 'Log In' button.

2. Fill in your **Username** and **Password** given to you.
3. Click on the **Login** button. You will now see the following page.



The screenshot shows the UNiselect registration page. It has a dark purple header with the text 'UNiselect'. Below the header, the heading 'Please enter your details' is followed by a horizontal line. Underneath, there are three input fields: 'Given Name' (with 'First Name' as a placeholder), 'Family Name' (with 'Family Name' as a placeholder), and 'Date of birth' (with 'Date of birth' as a placeholder). Below these fields are three radio button options for 'Gender': 'Male', 'Female', and 'Indeterminate/intersex'. A blue 'Continue' button is located at the bottom right of the form area.

4. Fill in your **Given Name**, **Family Name**, **Date of Birth** and **Gender**, and then click on the **Continue** button. You will now see the following page.

UNiselect - Please review the information you entered

Check the details listed below carefully - if any details are incorrect, use the "Go back" button to go back to the previous page and correct them.

Personal Information	
Given Name	Candidate
Family Name	UNiselect
Date of Birth	04-12-2000
Gender	Female

Go back

Continue

5. Now click on the **Continue** button. You will see the following page. Please read and indicate your consent to the Privacy Statement by ticking the box and then click on the **Start the Test** button.

UNiselect - Privacy Statement

Please read the UNiselect Privacy Statement by clicking on the link below.

[UNiselect Privacy Statement](#)

I confirm that I have read the Privacy Statement and provided the consents above, in particular, the consent to any possible transfer of my personal information outside of Australia as indicated above.

Go back

Start the Test

6. You will now see the following page. This is your Home page.

Welcome, Candidate UNiselect

ACER UNiselect

Important Information

You are about to do a short assessment of your skills, consisting of an English assessment and/or a Maths assessment.

You will have 30 minutes to complete an assessment. You may not complete the whole assessment. Just do as much as you can in the time that you are given.

UNSTARTED

UNiselect Maths



UNSTARTED

UNiselect English



NOTE: *The general instructions refer to both the English and Maths assessments that comprise UNiselect. If you are unsure which assessment/s you are required to sit, please contact your institution.*

SITTING the TEST

1. Note down the test start time. Write down what time you must finish (+ 30mins)
2. Click on the blue arrow for the Maths (English) test.

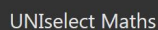
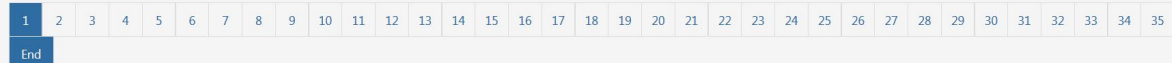
Welcome. You have been asked to complete the following test:

UNiselect Maths

Number of questions in this test: 35.

A green rectangular button with the text "Start test" in white.

3. Click on the Start test button to start the test.
4. Click on the **Next** button near the bottom right corner of the page to move the next question or you can go to any questions by clicking on the question number near the top of the page.

A dark grey header bar with the text "UNiselect Maths" in white.A horizontal bar containing question numbers from 1 to 35. The number 1 is highlighted in a blue box. Below the numbers is a blue button labeled "End".

1	2	3	4	5	6	7	8	9	10	11	12	13	14	15	16	17	18	19	20	21	22	23	24	25	26	27	28	29	30	31	32	33	34	35
End																																		

5. After 30 minutes or answering all questions, click on the **Review the test** button. (Do not worry if you have not finished.)

UNiselect Maths

You are about to complete this section of the test.

Number of questions answered: 1 out of 35.

If you would like to go back to answer any questions you may have missed, or to change any of your selected answers, please do so now.
To complete the test please click 'Review the test'.

Go Back

Review the test

6. Click the **Finish** button to submit the test and you will be directed to your home page.

Test review

You are about to complete the test.

Number of questions **not** answered: 34 out of 35.

Go Back

Finish

7. Click on the blue arrow for the English (Maths) to start the test.

ACER UNiselect

Important Information

You are about to do a short assessment of your skills, consisting of an English assessment and/or a Maths assessment.

You will have 30 minutes to complete an assessment. You may not complete the whole assessment. Just do as much as you can in the time that you are given.

COMPLETE

UNiselect Maths

UNSTARTED

UNiselect English



8. This page confirms completion of your test after you have completed both tests.

ACER UNiselect

Important Information

You are about to do a short assessment of your skills, consisting of an English assessment and/or a Maths assessment.

You will have 30 minutes to complete an assessment. You may not complete the whole assessment. Just do as much as you can in the time that you are given.

COMPLETE

UNiselect Maths

COMPLETE

UNiselect English

PROBLEM SCENARIOS

ACCIDENTLY DROPPING OUT OF THE TEST

If you accidentally log out of the test you can return to the test at any time.

Scenario One

You accidentally close the browser or the computer shuts down unexpectedly.

You will need to re-open the browser again and go to: <http://uniselectreg.acer.org>. Re-enter your username and password and you will see your home page. Click on the blue arrow for the test that you were working on, and you will be taken to the beginning of the test and all your previous answers would have been saved.


ACER UNiselect

Important Information

You are about to do a short assessment of your skills, consisting of an English assessment and/or a Maths assessment.

You will have 30 minutes to complete an assessment. You may not complete the whole assessment. Just do as much as you can in the time that you are given.

COMPLETE UNiselect Maths

STARTED UNiselect English 

Scenario Two

You click on the **Finish** button before completing the test. You can no longer get access to the test (Maths or English) that you have finished. You will need to request a new username and password from your institution.