

# Attitudes and Values Questionnaire

# Sample Report

The reporting for the Attitudes and Values Questionnaire (AVQ) is online, instant and interactive. You can filter the data by year level, dimension and each statement. The images below are adapted from the Secondary survey report and illustrate how you can view and filter your data.

## Form A:

This example report takes results from a sample student population that took the AVQ in Year 7 and then again in Year 9. Clear insights can be taken from the graphs demonstrating how the group's attitudes and values developed over this time.

Form A consists of 26 statements and provides insights into five social dimensions, while Forms B and C add additional insights into students' views towards God and Jesus.

### Demographic information

This section provides an overview of the demographic details of the group who undertook this survey. This report provides comparisons between year levels as well as males and females (providing each group has at least 10 responses).



	Total	Male	Female
Year 7	20	10	10
Year 9	20	10	10



	Total	Male	Female
Year 7	100%	50%	50%
Year 9	100%	50%	50%

### Results by domain

A method of summarising data collected on a four-point Likert scale like the AVQ, is to consider the average percentage agreement with a group of items belonging to a domain. For example, if the percentage of students agreeing or strongly agreeing with the six items making up the Conscience domain items were 91, 74, 77, 75, 78 and 69, the average percentage agreement for Conscience would be 77 percent. The following section provides the average percentage agreement for each domain.

This section allows you to select the the year level of interest from the drop down menu to produce a comparison across all domains between all, male and female students.

### All year levels



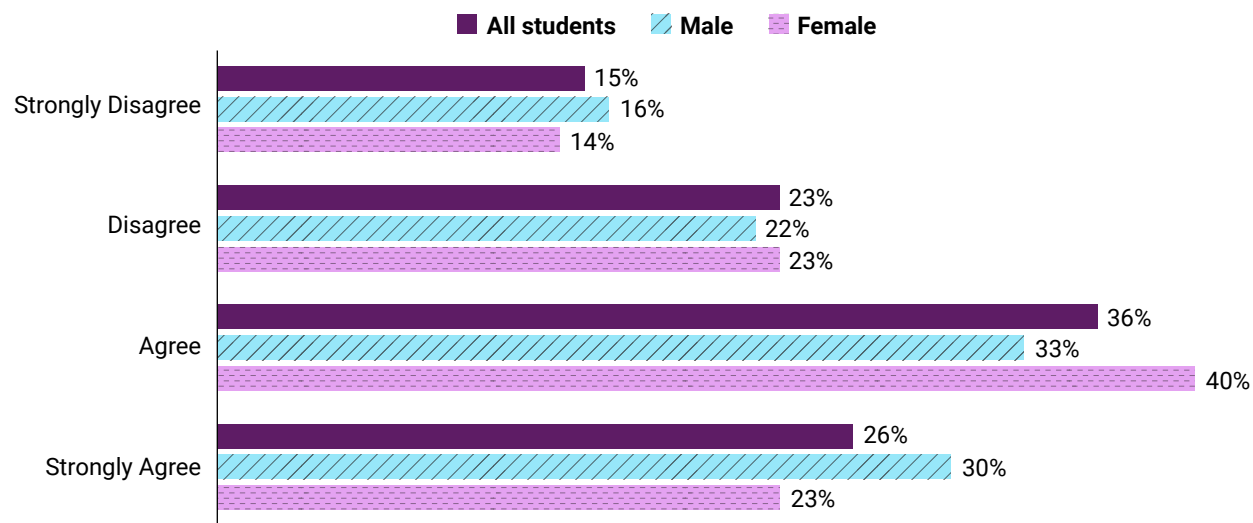
# Sample Report

## Average response distribution by domain

The following section provides further detail of the responses to each domain, allowing you to select the year. Please select the year level of interest from the first drop down menu and the domain of interest from the second drop down menu. This will produce a report with the average response distribution across all items in the defined domain.

All year levels Conscience

This domain includes whether students feel remorse after an event, have a principled awareness and perform actions that are motivated by a concern for others.

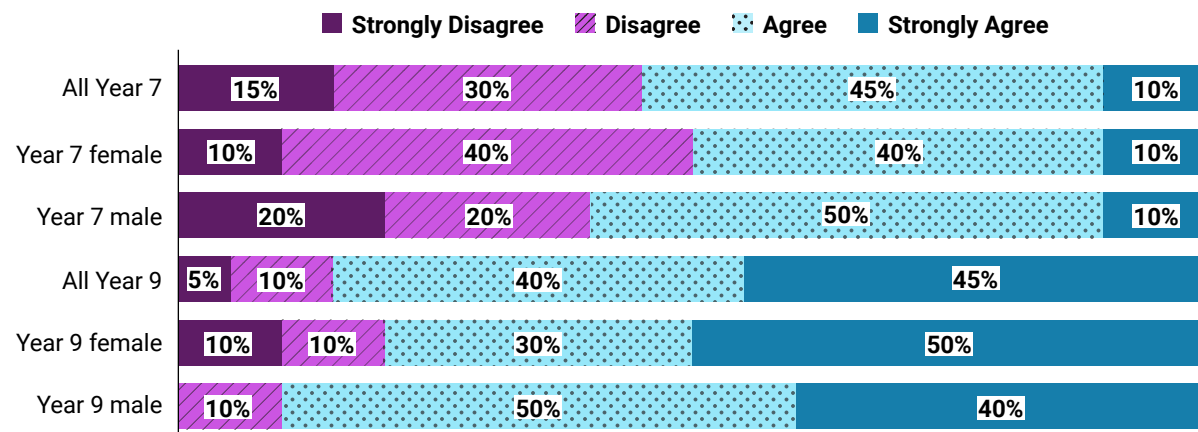


Below is an example statement from the 'Conscience' social dimension showing development in how students feel about bullying. While many factors can influence a child's developing attitudes at this age, the AVQ allows you to understand how your students are growing in line with school values.

## What are your students saying about...?

The following section enables you to select the domain of interest from the first drop down menu and then select a survey question of interest from the second drop down menu to produce a report of response distributions for that survey question, by year level and gender.

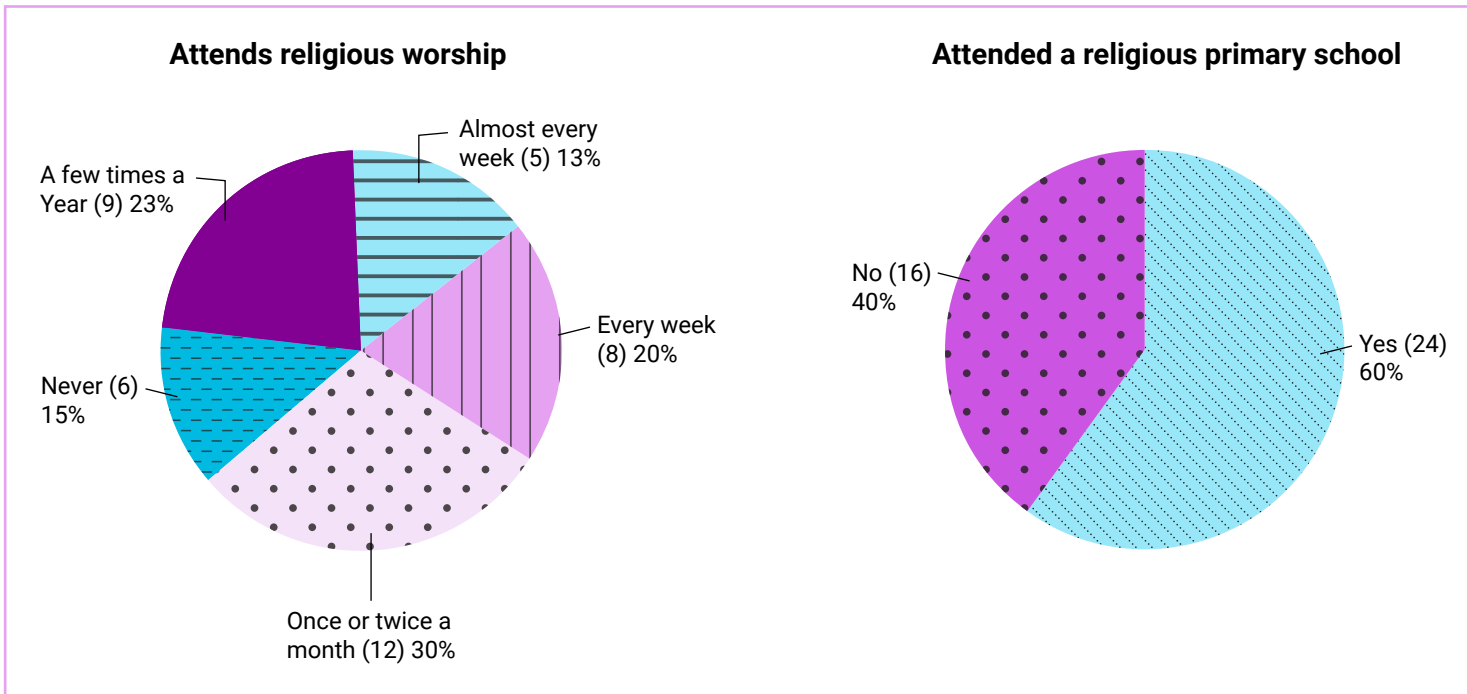
Conscience 3. I would feel bad if I had been involved in bullying another person.



# Sample Report

## Form B:

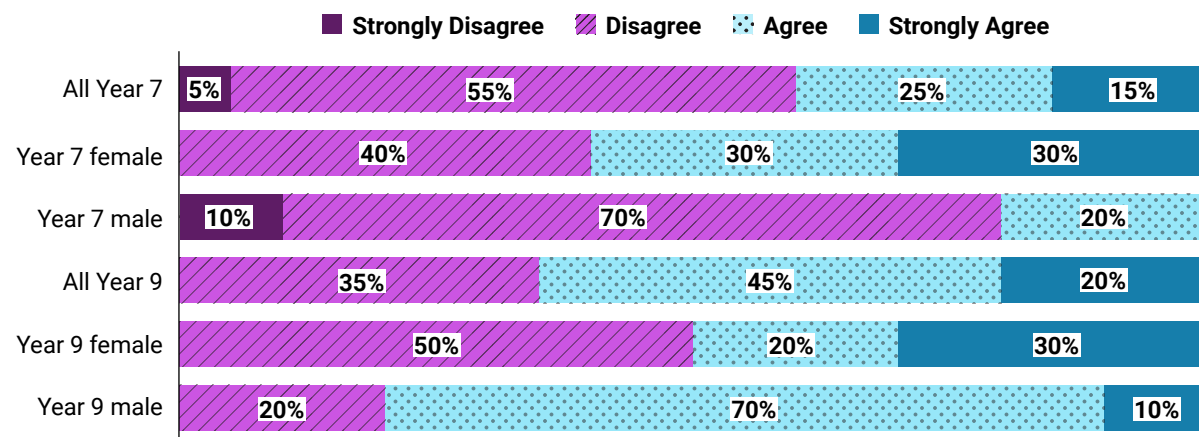
Form B consists of all questions from Form A with the addition of statements and insights into the religious dimension of commitment to God. Seven questions are included that shine a light on how students worship God and their beliefs on God's role in their lives.



### What are your students saying about..?

This section allows you to select the domain of interest from the first drop down menu and then select a survey question of interest from the second drop down menu to produce a report of response distributions for that survey question, by year level and gender.

Commitment to God      29. I think about how God would want me to behave towards others



# Sample Report

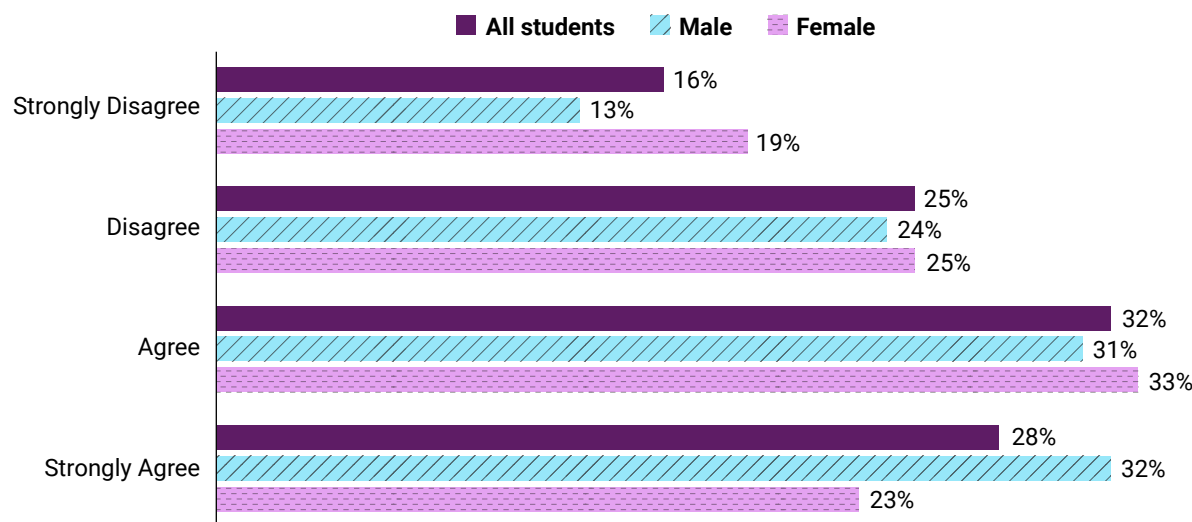
## Form C:

Form C consists of all statements from Forms A and B with the addition of statements and insights into the religious dimension of commitment to Jesus. This version allows Christian schools to measure the extent to which their mission statements and Christian ethos are being reflected by their students. Six additional statements cover areas such as belief in the relevance of Jesus' teachings, belief in the Bible's teaching, belief in the gospels and feeling the presence of Jesus.

### Average response distribution by domain

The following section allows you to select the year level of interest from the first drop down menu and the domain of interest from the second drop down menu. This will produce a report with the average response distribution across all items in the defined domain.

All year levels Commitment to Jesus



### What are your students saying about...?

The following section enables you to select the domain of interest from the first drop down menu and then select a survey question of interest from the second drop down menu to produce a report of response distributions for that survey question, by year level and gender.

Commitment to Jesus 36. I feel that Jesus is revealed to me through the Bible.

